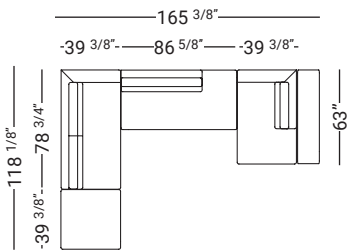


# DAKOTA

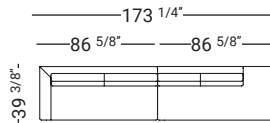
Carlo Bimbi



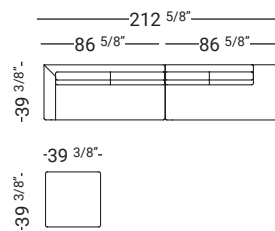
STARTING AT \$15,829



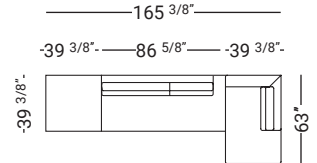
STARTING AT \$7,992



STARTING AT \$9,684



STARTING AT \$11,220



## PRODUCT CHARACTERISTICS

### STRUCTURE

Solid wood frame with plywood and some parts in particle board

### FEET

Chromed metal feet cut by laser in different colors

### SEAT PADDING

Polyurethane foam 32SH2 with a layer of goose feathers 32S Ecru

### STITCHING

Tone on tone  
Contrast

### BACK PADDING

Goose feathers 32S Ecru

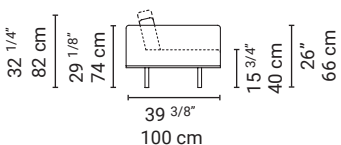
### SUSPENSION





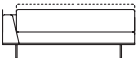
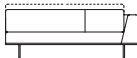
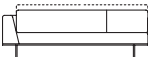
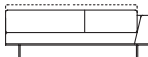
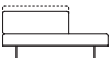
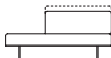

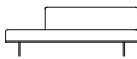
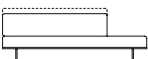
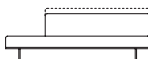
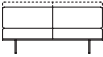
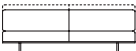
Elastic crossing belts on metal structure

### STRUCTURE/ARM PADDING

Polyurethane foam 30 T

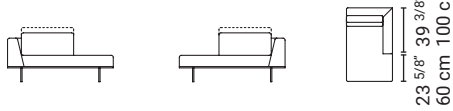
## SECTION



<b>3 SEAT SOFA</b> D30F0 	<b>WIDTH</b> 78 3/4" 200 cm	<b>A &amp; C.O.M.</b> \$3,846	<b>B</b> \$3,973	<b>C</b> \$4,109	<b>D</b> \$4,226	<b>E</b> \$4,344	<b>F</b> \$4,688	<b>P30*</b> \$5,747	<b>P80</b> \$6,914	11 yds/10 lm
<b>3 SEAT SOFA MAXI</b> D3MF0 	<b>WIDTH</b> 86 5/8" 220 cm	<b>A &amp; C.O.M.</b> \$4,226	<b>B</b> \$4,326	<b>C</b> \$4,471	<b>D</b> \$4,616	<b>E</b> \$4,760	<b>F</b> \$5,131	<b>P30*</b> \$6,371	<b>P80</b> \$7,665	12 yds/11 lm
<b>2 SEAT TERMINAL SX/DX</b> LEFT - B20FS      RIGHT - B20FD  	<b>WIDTH</b> 63" 160 cm	<b>A &amp; C.O.M.</b> \$3,900	<b>B</b> \$4,081	<b>C</b> \$4,136	<b>D</b> \$4,254	<b>E</b> \$4,362	<b>F</b> \$4,652	<b>P30*</b> \$5,729	<b>P80</b> \$6,896	9.3 yds/8.5 lm
<b>3 SEAT TERMINAL SX/DX</b> LEFT - B30FS      RIGHT - B30FD  	<b>WIDTH</b> 78 3/4" 200 cm	<b>A &amp; C.O.M.</b> \$4,090	<b>B</b> \$4,235	<b>C</b> \$4,443	<b>D</b> \$4,534	<b>E</b> \$4,679	<b>F</b> \$5,050	<b>P30*</b> \$6,164	<b>P80</b> \$7,421	11 yds/10 lm
<b>3 SEAT TERMINAL MAXI SX/DX</b> LEFT - B3MFS      RIGHT - B3MFD  	<b>WIDTH</b> 86 5/8" 220 cm	<b>A &amp; C.O.M.</b> \$4,281	<b>B</b> \$4,453	<b>C</b> \$4,634	<b>D</b> \$4,806	<b>E</b> \$4,850	<b>F</b> \$5,430	<b>P30*</b> \$6,607	<b>P80</b> \$7,955	13.1 yds/12 lm
<b>CENTRAL POUF 3 SEAT SX/DX</b> LEFT - M10FD      RIGHT - M10FS  	<b>WIDTH</b> 63" 160 cm	<b>A &amp; C.O.M.</b> \$3,376	<b>B</b> \$3,493	<b>C</b> \$3,611	<b>D</b> \$3,729	<b>E</b> \$3,837	<b>F</b> \$4,127	<b>P30*</b> \$5,086	<b>P80</b> \$6,127	8.7 yds/8 lm
<b>CENTRAL POUF 3 SEAT SX/DX</b> LEFT - M11FD      RIGHT - M11FS  	<b>WIDTH</b> 78 3/4" 200 cm	<b>A &amp; C.O.M.</b> \$3,475	<b>B</b> \$3,511	<b>C</b> \$3,701	<b>D</b> \$3,792	<b>E</b> \$3,928	<b>F</b> \$4,208	<b>P30*</b> \$5,240	<b>P80</b> \$6,308	10.4 yds/9.5 lm
<b>CENTRAL POUF 3 SEAT MAXI SX/DX</b> LEFT - M12FD      RIGHT - M12FS  	<b>WIDTH</b> 86 5/8" 220 cm	<b>A &amp; C.O.M.</b> \$3,511	<b>B</b> \$3,539	<b>C</b> \$3,756	<b>D</b> \$3,882	<b>E</b> \$4,000	<b>F</b> \$4,299	<b>P30*</b> \$5,394	<b>P80</b> \$6,498	12 yds/11 lm
<b>2 PART ELEMENT</b> C20F0 	<b>WIDTH</b> 63" 160 cm	<b>A &amp; C.O.M.</b> \$3,285	<b>B</b> \$3,403	<b>C</b> \$3,520	<b>D</b> \$3,638	<b>E</b> \$3,747	<b>F</b> \$4,036	<b>P30*</b> \$4,996	<b>P80</b> \$6,036	
<b>3 PART ELEMENT</b> C30F0 	<b>WIDTH</b> 78 3/4" 200 cm	<b>A &amp; C.O.M.</b> \$3,385	<b>B</b> \$3,421	<b>C</b> \$3,610	<b>D</b> \$3,702	<b>E</b> \$3,837	<b>F</b> \$4,118	<b>P30*</b> \$5,150	<b>P80</b> \$6,218	

**PENINSULA SX/DX**

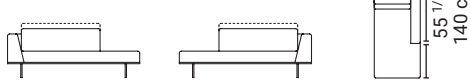
LEFT - M02FD  RIGHT - M02FS



WIDTH	A & C.O.M.	B	C	D	E	F	P30*	P80
63" 160 cm	\$3,340	\$3,458	\$3,575	\$3,692	\$3,801	\$4,091	\$5,040	\$6,064
							9.3 yds/8.5 lm	

**PENINSULA SX/DX**

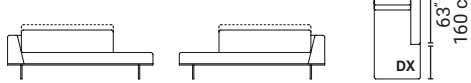
LEFT - M01FD  RIGHT - M01FS



WIDTH	A & C.O.M.	B	C	D	E	F	P30*	P80
78 3/4" 200 cm	\$3,475	\$3,602	\$3,720	\$3,892	\$3,955	\$4,263	\$5,249	\$6,317
							10.9 yds/10 lm	

**PENINSULA SX/DX**

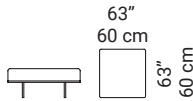
LEFT - M03FD  RIGHT - M03FS



WIDTH	A & C.O.M.	B	C	D	E	F	P30*	P80
86 5/8" 220 cm	\$3,638	\$3,783	\$3,928	\$4,082	\$4,217	\$4,580	\$5,910	\$7,113
							13.1 yds/12 lm	

**POUF**

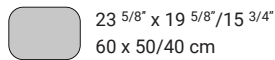
P02F0



WIDTH	A & C.O.M.	B	C	D	E	F	P30*	P80
39 3/8" 100 cm	\$1,629	\$1,692	\$1,710	\$1,774	\$1,864	\$2,009	\$2,281	\$2,679
							4.4 yds/4 lm	

**OPTIONAL CUSHION - FOR CORNER CONFIGURATION**

C6050



A & C.O.M.	B	C	D	E	F	P30*	P80	
\$330	\$345	\$352	\$365	\$385	\$440	\$869	\$985	
							1.5 yds/1.4 lm	

**SIDE TABLE**

TOP

Arbescato marble MAB2 \$

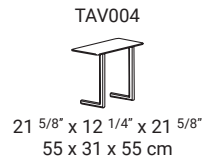
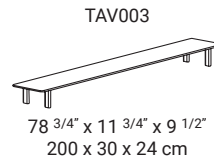
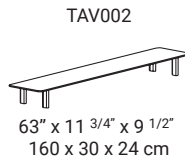
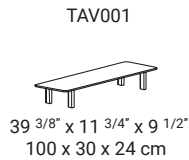
Spessart oak veneer L002 \$

Elm veneer L008 \$

White matte glass C180 \$

Dove gray matte glass C181 \$

Anthracite matte glass C183 \$



\*\*FABRIC SELECTION: \_\_\_\_\_

Seat on back cushion cover: \_\_\_\_\_

Frame cover: \_\_\_\_\_

PIPING CONTRAST \_\_\_\_\_ +\$ \_\_\_\_\_

**METAL FRAME**

Lacquered white M306

Lacquered sand M312

Lacquered dark brown M307

Lacquered anthracite M310

Lacquered black M055

**USE & CARE:** Indoor use only. Avoid exposure to direct sun. Avoid direct contact with water. Clean with damp cloth. Do not use wax. Dust with flannel cloth. Avoid dragging and lift with care. Do not stand on.

\*\*HIGHER FABRIC CATEGORY APPLIES IF A COMBINATION IS CHOSEN.

\*ONLY AVAILABLE IN NOVABUK.