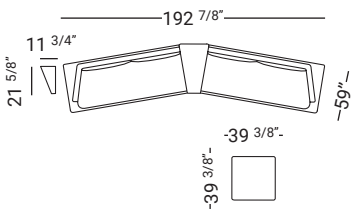
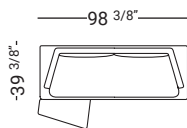




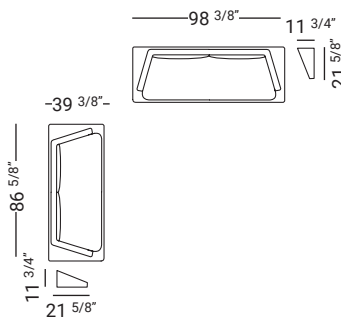
STARTING AT \$7,439



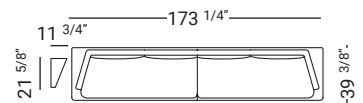
STARTING AT \$4,770



STARTING AT \$6,824



STARTING AT \$6,244



PRODUCT CHARACTERISTICS

SUPPORTING STRUCTURE
Solid and multilayer wood

BACK CUSHION PADDING
100% goose down divided into sections

SUSPENSION SYSTEM
Interlaced elastic belts on a metal frame

SEAT CUSHION PADDING
High density polyurethane foam covered in fibre

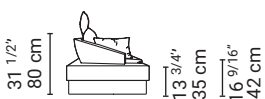
PADDING
Polyurethane foam of different densities with self-binding fibre










*Fabric version is completely removable

*Leather version has removable cushion covers only

*Sofa is equipped with mechanism for tilting headrest with cushion 55x40 cm included

SECTION



3 SEAT SOFA <input type="checkbox"/> D30F0 	WIDTH 86 5/8" 220 cm	A & C.O.M. \$3,115	B \$3,249	C \$3,399	D \$3,542	E \$3,686	F \$4,047	P30* \$4,807	P80 \$5,796	13.1 yds/12 lm
3 SEAT SOFA MAXI <input type="checkbox"/> D3MF0 	WIDTH 98 3/8" 250 cm	A & C.O.M. \$3,423	B \$3,575	C \$3,725	D \$3,877	E \$4,040	F \$4,427	P30* \$5,097	P80 \$6,145	14.2 yds/13 lm
1.5 SEAT TERMINAL <input type="checkbox"/> LEFT - B15FS <input type="checkbox"/> RIGHT - B15FD 	WIDTH 43 1/4" 110 cm	A & C.O.M. \$1,951	B \$2,027	C \$2,116	D \$2,183	E \$2,273	F \$2,467	P30* \$2,874	P80 \$3,446	7.1 yds/6.5 lm
3 SEAT TERMINAL <input type="checkbox"/> LEFT - B30FS <input type="checkbox"/> RIGHT - B30FD 	WIDTH 74 3/4" 190 cm	A & C.O.M. \$2,992	B \$3,122	C \$3,247	D \$3,377	E \$3,513	F \$3,842	P30* \$4,494	P80 \$5,353	11.3 yds/10.3 lm
3 SEAT TERMINAL MAXI DX/SX <input type="checkbox"/> LEFT - B3MFS <input type="checkbox"/> RIGHT - B3MFD 	WIDTH 86 5/8" 220 cm	A & C.O.M. \$3,344	B \$3,484	C \$3,645	D \$3,785	E \$3,947	F \$4,313	P30* \$5,046	P80 \$6,011	12.5 yds/11.4 lm
PENINSULA DX/SX <input type="checkbox"/> LEFT - M01FS <input type="checkbox"/> RIGHT - M01FD 	WIDTH 43 1/4" 110 cm	A & C.O.M. \$3,023	B \$3,149	C \$3,267	D \$3,394	E \$3,520	F \$3,828	P30* \$4,462	P80 \$5,245	9.6 yds/8.8 lm
OPTIONAL PULL-OUT HEADREST <input type="checkbox"/> P02F0 	WIDTH 12 1/4" 31 cm	A & C.O.M. \$375	B \$389	C \$400	D \$415	E \$424	F \$456	P30* \$529	P80 \$547	1 yd/0.9 lm
POUF <input type="checkbox"/> P02F0 	WIDTH 39 3/8" 100 cm	A & C.O.M. \$1,321	B \$1,348	C \$1,385	D \$1,421	E \$1,448	F \$1,539	P30* \$1,674	P80 \$1,973	1.9 yd/1.7 lm
TRIANGULAR OTTOMAN <input type="checkbox"/> P08F0 	WIDTH 26" 66 cm	A & C.O.M. \$1,158	B \$1,195	C \$1,222	D \$1,258	E \$1,285	F \$1,376	P30* \$1,430	P80 \$1,611	1.9 yd/1.7 lm

**FABRIC SELECTION: _____

Cushion cover: _____

Frame cover: _____

METAL FRAME

Chrome base G093

USE & CARE: Indoor use only. Avoid exposure to direct sun. Avoid direct contact with water. Clean with damp cloth. Do not use wax.
Dust with flannel cloth. Avoid dragging and lift with care. Do not stand on.

**HIGHER FABRIC CATEGORY APPLIES IF A COMBINATION IS CHOSEN.

*ONLY AVAILABLE IN NOVABUK.