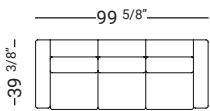


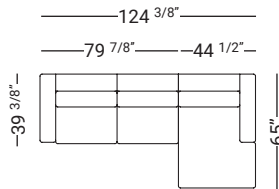


STARTING AT \$10,992

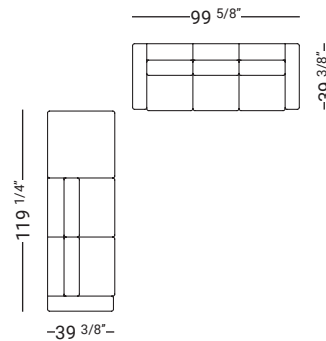
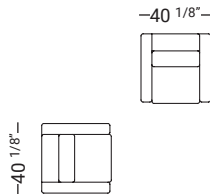
STARTING AT \$5,183



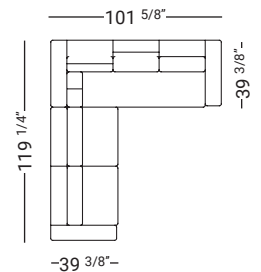
STARTING AT \$6,610



STARTING AT \$7,033



STARTING AT \$11,127



**PRODUCT CHARACTERISTICS**

**FRAME**

Wood and pressed wood, coated with polyurethane and composite resin-bonded fine velvet

**PADDING**

Polyurethane foam of different densities with self-binding fibre

**SUSPENSION SYSTEM**

9 cm elastic belt springs coated with acrylic fibres interlaced and tensioned automatically

**SEAT CUSHION**

Thermosensitive polymer.

**SLEIGH BASE (4.75" H)**

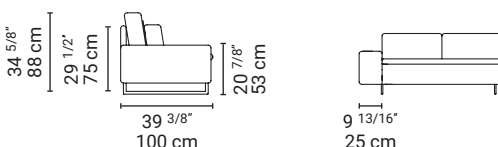
Chrome G093  
Dark brown M307






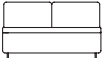

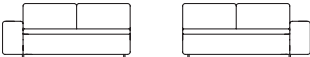
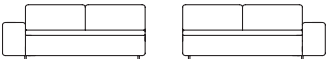
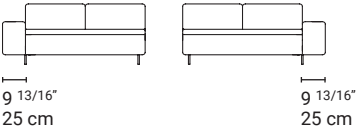
\*Fabric version is completely removable

\*Leather version has removable cushion covers only

\*Sofa is equipped with mechanism for lifting each back cushion

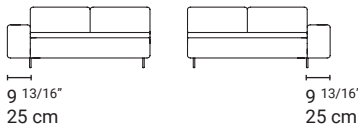
**SECTION**



<b>SOFA</b> D10F0 	<b>WIDTH</b> 40 7/8" 102 cm	<b>A &amp; C.O.M.</b> \$3,430	<b>B</b> \$3,517	<b>C</b> \$3,575	<b>D</b> \$3,744	<b>E</b> \$3,895	<b>F</b> \$4,108	<b>P30*</b> \$5,369	<b>P80</b> \$6,469
		□ Piping contrast +\$120						10.4 yds/9.5 lm	
<b>2 SEAT SOFA</b> D20F0 	<b>WIDTH</b> 64 1/8" 163 cm	<b>A &amp; C.O.M.</b> \$4,024	<b>B</b> \$4,194	<b>C</b> \$4,258	<b>D</b> \$4,479	<b>E</b> \$4,675	<b>F</b> \$4,954	<b>P30*</b> \$6,439	<b>P80</b> \$7,758
		□ Piping contrast +\$143						11.8 yds/10.8 lm	
<b>2.5 SEAT SOFA</b> D25F0 	<b>WIDTH</b> 72" 183 cm	<b>A &amp; C.O.M.</b> \$4,234	<b>B</b> \$4,387	<b>C</b> \$4,448	<b>D</b> \$4,684	<b>E</b> \$4,878	<b>F</b> \$5,154	<b>P30*</b> \$6,943	<b>P80</b> \$8,257
		□ Piping contrast +\$143						12.2 yds/11.2 lm	
<b>3 SEAT SOFA</b> D30F0 	<b>WIDTH</b> 37 3/4" 223 cm	<b>A &amp; C.O.M.</b> \$4,458	<b>B</b> \$4,600	<b>C</b> \$4,662	<b>D</b> \$4,900	<b>E</b> \$5,114	<b>F</b> \$5,425	<b>P30*</b> \$7,342	<b>P80</b> \$8,754
		□ Piping contrast +\$143						12.6 yds/11.5 lm	
<b>3 SEAT SOFA MAXI</b> D3MF0 	<b>WIDTH</b> 99 5/8" 253 cm	<b>A &amp; C.O.M.</b> \$5,022	<b>B</b> \$5,183	<b>C</b> \$5,284	<b>D</b> \$5,595	<b>E</b> \$5,867	<b>F</b> \$6,255	<b>P30*</b> \$8,218	<b>P80</b> \$9,902
		□ Piping contrast +\$169						16.7 yds/15.3 lm	
<b>2 PART ELEMENT</b> C20F0 	<b>WIDTH</b> 48 3/8" 123 cm	<b>A &amp; C.O.M.</b> \$2,689	<b>B</b> \$2,814	<b>C</b> \$2,857	<b>D</b> \$2,999	<b>E</b> \$3,119	<b>F</b> \$3,354	<b>P30*</b> \$4,165	<b>P80</b> \$5,019
		□ Piping contrast +\$						7.4 yds/6.8 lm	
<b>2 SEAT TERMINAL SX/DX</b> LEFT - B20FS    RIGHT - B20FD 	<b>WIDTH</b> 56 1/4" 143 cm	<b>A &amp; C.O.M.</b> \$3,355	<b>B</b> \$3,508	<b>C</b> \$3,559	<b>D</b> \$3,735	<b>E</b> \$3,895	<b>F</b> \$4,125	<b>P30*</b> \$5,302	<b>P80</b> \$6,388
		□ Piping contrast +\$						9.6 yds/8.8 lm	
<b>2.5 SEAT TERMINAL SX/DX</b> LEFT - B25FS    RIGHT - B25FD 	<b>WIDTH</b> 64 1/8" 163 cm	<b>A &amp; C.O.M.</b> \$3,567	<b>B</b> \$3,702	<b>C</b> \$3,744	<b>D</b> \$3,938	<b>E</b> \$4,099	<b>F</b> \$4,327	<b>P30*</b> \$5,717	<b>P80</b> \$6,888
		□ Piping contrast +\$						10.1 yds/9.2 lm	
<b>3 SEAT TERMINAL SX/DX</b> LEFT - B30FS    RIGHT - B30FD 	<b>WIDTH</b> 79 7/8" 203 cm	<b>A &amp; C.O.M.</b> \$3,779	<b>B</b> \$3,889	<b>C</b> \$3,938	<b>D</b> \$4,125	<b>E</b> \$4,293	<b>F</b> \$4,540	<b>P30*</b> \$6,199	<b>P80</b> \$7,274
		□ Piping contrast +\$						10.4 yds/9.5 lm	
<b>CORNER ELEMENT SX/DX</b> LEFT - M04FD    RIGHT - M04FS  9 13/16"    9 13/16" 25 cm    25 cm	<b>WIDTH</b> 81 7/8" 208 cm	<b>A &amp; C.O.M.</b> \$3,914	<b>B</b> \$4,024	<b>C</b> \$4,065	<b>D</b> \$4,258	<b>E</b> \$4,428	<b>F</b> \$4,675	<b>P30*</b> \$6,403	<b>P80</b> \$7,523
		□ Piping contrast +\$						10.4 yds/9.5 lm	

**CORNER SOFA SX/DX**

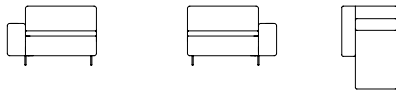
LEFT - M05FS     RIGHT - M05FD



WIDTH	A & C.O.M.	B	C	D	E	F	P30*	P80
101 9/16" 258 cm	\$5,154	\$5,318	\$5,410	\$5,730	\$6,002	\$6,390	\$8,299	\$9,998
	<input type="checkbox"/> Piping contrast +\$							12.6 yds/11.5 lm

**PENINSULA SX/DX**

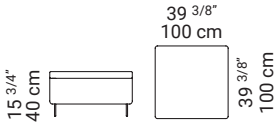
LEFT - M01FS     RIGHT - M01FD



WIDTH	A & C.O.M.	B	C	D	E	F	P30*	P80
44 1/2" 113 cm	\$2,587	\$2,722	\$2,764	\$2,900	\$3,027	\$3,197	\$4,062	\$4,894
	<input type="checkbox"/> Piping contrast +\$							9.7 yds/8.9 lm

**POUF**

P02F0



A & C.O.M.	B	C	D	E	F	P30*	P80	
\$1,874	\$1,920	\$1,952	\$2,038	\$2,122	\$2,232	\$2,867	\$3,453	
	<input type="checkbox"/> Piping contrast +\$							4.9 yds/4.5 lm

\*\*FABRIC SELECTION: \_\_\_\_\_

Cushion cover: \_\_\_\_\_

Frame cover: \_\_\_\_\_

PIPING CONTRAST \_\_\_\_\_

**METAL FRAME**

Chrome G093

**USE & CARE:** Indoor use only. Avoid exposure to direct sun. Avoid direct contact with water. Clean with damp cloth. Do not use wax. Dust with flannel cloth. Avoid dragging and lift with care. Do not stand on.

\*\*HIGHER FABRIC CATEGORY APPLIES IF A COMBINATION IS CHOSEN.

\*ONLY AVAILABLE IN NOVABUK.