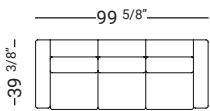


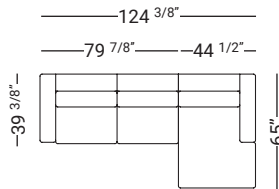


STARTING AT \$10,992

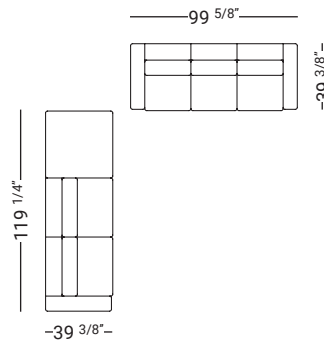
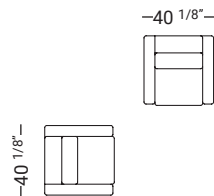
STARTING AT \$5,183



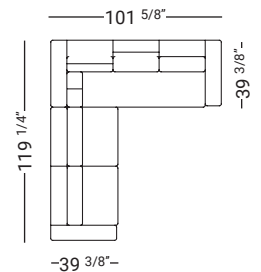
STARTING AT \$6,610



STARTING AT \$7,033



STARTING AT \$11,127



**PRODUCT CHARACTERISTICS**

**FRAME**

Wood and pressed wood, coated with polyurethane and composite resin-bonded fine velvet

**PADDING**

Polyurethane foam of different densities with self-binding fibre

**SUSPENSION SYSTEM**

9 cm elastic belt springs coated with acrylic fibres interlaced and tensioned automatically

**SEAT CUSHION**

Thermosensitive polymer.

**SLEIGH BASE (4.75" H)**

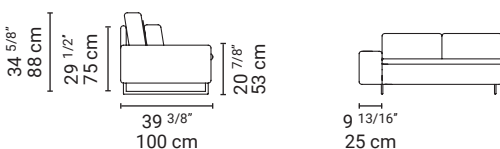
Chrome G093  
Dark brown M307






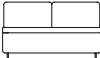

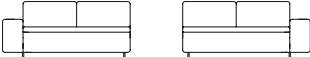
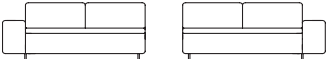
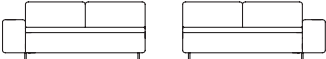


\*Fabric version is completely removable

\*Leather version has removable cushion covers only

\*Sofa is equipped with mechanism for lifting each back cushion

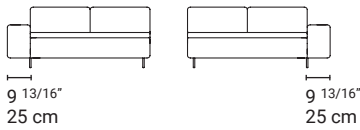
**SECTION**



|  |  |   |   |          |          |          |          |          |                  |            |
|--|--|---|---|----------|----------|----------|----------|----------|------------------|------------|
| <b>SOFA</b>  |  | <b>WIDTH</b>  | <b>A &amp; C.O.M.</b>                           | <b>B</b> | <b>C</b> | <b>D</b> | <b>E</b> | <b>F</b> | <b>P30*</b>      | <b>P80</b> |
| <input type="checkbox"/> D10F0   |    | 40 7/8"<br>102 cm   | \$3,430   | \$3,517  | \$3,575  | \$3,744  | \$3,895  | \$4,108  | \$5,369          | \$6,469    |
|  |  |   | <input type="checkbox"/> Piping contrast +\$120 |          |          |          |          |          | 10.4 yds/9.5 lm  |            |
| <b>2 SEAT SOFA</b>   |  | <b>WIDTH</b>  | <b>A &amp; C.O.M.</b>                           | <b>B</b> | <b>C</b> | <b>D</b> | <b>E</b> | <b>F</b> | <b>P30*</b>      | <b>P80</b> |
| <input type="checkbox"/> D20F0   |    | 64 1/8"<br>163 cm   | \$4,024   | \$4,194  | \$4,258  | \$4,479  | \$4,675  | \$4,954  | \$6,439          | \$7,758    |
|  |  |   | <input type="checkbox"/> Piping contrast +\$143 |          |          |          |          |          | 11.8 yds/10.8 lm |            |
| <b>2.5 SEAT SOFA</b>   |  | <b>WIDTH</b>  | <b>A &amp; C.O.M.</b>                           | <b>B</b> | <b>C</b> | <b>D</b> | <b>E</b> | <b>F</b> | <b>P30*</b>      | <b>P80</b> |
| <input type="checkbox"/> D25F0   |    | 72"<br>183 cm   | \$4,234   | \$4,387  | \$4,448  | \$4,684  | \$4,878  | \$5,154  | \$6,943          | \$8,257    |
|  |  |   | <input type="checkbox"/> Piping contrast +\$143 |          |          |          |          |          | 12.2 yds/11.2 lm |            |
| <b>3 SEAT SOFA</b>   |  | <b>WIDTH</b>  | <b>A &amp; C.O.M.</b>                           | <b>B</b> | <b>C</b> | <b>D</b> | <b>E</b> | <b>F</b> | <b>P30*</b>      | <b>P80</b> |
| <input type="checkbox"/> D30F0   |    | 37 3/4"<br>223 cm   | \$4,458   | \$4,600  | \$4,662  | \$4,900  | \$5,114  | \$5,425  | \$7,342          | \$8,754    |
|  |  |   | <input type="checkbox"/> Piping contrast +\$143 |          |          |          |          |          | 12.6 yds/11.5 lm |            |
| <b>3 SEAT SOFA MAXI</b>  |  | <b>WIDTH</b>  | <b>A &amp; C.O.M.</b>                           | <b>B</b> | <b>C</b> | <b>D</b> | <b>E</b> | <b>F</b> | <b>P30*</b>      | <b>P80</b> |
| <input type="checkbox"/> D3MF0   |    | 99 5/8"<br>253 cm   | \$5,022   | \$5,183  | \$5,284  | \$5,595  | \$5,867  | \$6,255  | \$8,218          | \$9,902    |
|  |  |   | <input type="checkbox"/> Piping contrast +\$169 |          |          |          |          |          | 16.7 yds/15.3 lm |            |
| <b>2 PART ELEMENT</b>  |  | <b>WIDTH</b>  | <b>A &amp; C.O.M.</b>                           | <b>B</b> | <b>C</b> | <b>D</b> | <b>E</b> | <b>F</b> | <b>P30*</b>      | <b>P80</b> |
| <input type="checkbox"/> C20F0   |  | 48 3/8"<br>123 cm   | \$2,689   | \$2,814  | \$2,857  | \$2,999  | \$3,119  | \$3,354  | \$4,165          | \$5,019    |
|  |  |   | <input type="checkbox"/> Piping contrast +\$    |          |          |          |          |          | 7.4 yds/6.8 lm   |            |
| <b>2 SEAT TERMINAL SX/DX</b>   |  | <b>WIDTH</b>  | <b>A &amp; C.O.M.</b>                           | <b>B</b> | <b>C</b> | <b>D</b> | <b>E</b> | <b>F</b> | <b>P30*</b>      | <b>P80</b> |
| <input type="checkbox"/> LEFT - B20FS <input type="checkbox"/> RIGHT - B20FD |  | 56 1/4"<br>143 cm   | \$3,355   | \$3,508  | \$3,559  | \$3,735  | \$3,895  | \$4,125  | \$5,302          | \$6,388    |
|  |  |   | <input type="checkbox"/> Piping contrast +\$    |          |          |          |          |          | 9.6 yds/8.8 lm   |            |
| <b>2.5 SEAT TERMINAL SX/DX</b>   |  | <b>WIDTH</b>  | <b>A &amp; C.O.M.</b>                           | <b>B</b> | <b>C</b> | <b>D</b> | <b>E</b> | <b>F</b> | <b>P30*</b>      | <b>P80</b> |
| <input type="checkbox"/> LEFT - B25FS <input type="checkbox"/> RIGHT - B25FD |  | 64 1/8"<br>163 cm   | \$3,567   | \$3,702  | \$3,744  | \$3,938  | \$4,099  | \$4,327  | \$5,717          | \$6,888    |
|  |  |   | <input type="checkbox"/> Piping contrast +\$    |          |          |          |          |          | 10.1 yds/9.2 lm  |            |
| <b>3 SEAT TERMINAL SX/DX</b>   |  | <b>WIDTH</b>  | <b>A &amp; C.O.M.</b>                           | <b>B</b> | <b>C</b> | <b>D</b> | <b>E</b> | <b>F</b> | <b>P30*</b>      | <b>P80</b> |
| <input type="checkbox"/> LEFT - B30FS <input type="checkbox"/> RIGHT - B30FD |  | 79 7/8"<br>203 cm   | \$3,779   | \$3,889  | \$3,938  | \$4,125  | \$4,293  | \$4,540  | \$6,199          | \$7,274    |
|  |  |   | <input type="checkbox"/> Piping contrast +\$    |          |          |          |          |          | 10.4 yds/9.5 lm  |            |
| <b>CORNER ELEMENT SX/DX</b>  |  | <b>WIDTH</b>  | <b>A &amp; C.O.M.</b>                           | <b>B</b> | <b>C</b> | <b>D</b> | <b>E</b> | <b>F</b> | <b>P30*</b>      | <b>P80</b> |
| <input type="checkbox"/> LEFT - M04FD <input type="checkbox"/> RIGHT - M04FS |  | 81 7/8"<br>208 cm   | \$3,914   | \$4,024  | \$4,065  | \$4,258  | \$4,428  | \$4,675  | \$6,403          | \$7,523    |
|  |  |   | <input type="checkbox"/> Piping contrast +\$    |          |          |          |          |          | 10.4 yds/9.5 lm  |            |
|  |  |   |   |          |          |          |          |          |                  |            |
|  | 9 13/16"<br>25 cm  |   |   |          |          |          |          |          |                  |            |
|  |  |  |   |          |          |          |          |          |                  |            |
|  |  | 9 13/16"<br>25 cm   |   |          |          |          |          |          |                  |            |

**CORNER SOFA SX/DX**

LEFT - M05FS     RIGHT - M05FD



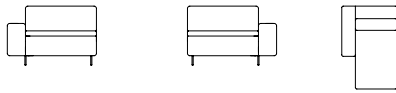
| WIDTH               | A & C.O.M. | B       | C       | D       | E       | F       | P30*    | P80     |
|---------------------|------------|---------|---------|---------|---------|---------|---------|---------|
| 101 9/16"<br>258 cm | \$5,154    | \$5,318 | \$5,410 | \$5,730 | \$6,002 | \$6,390 | \$8,299 | \$9,998 |

Piping contrast +\$

12.6 yds/11.5 lm

**PENINSULA SX/DX**

LEFT - M01FS     RIGHT - M01FD



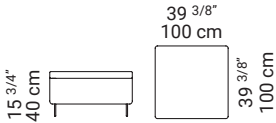
| WIDTH             | A & C.O.M. | B       | C       | D       | E       | F       | P30*    | P80     |
|-------------------|------------|---------|---------|---------|---------|---------|---------|---------|
| 44 1/2"<br>113 cm | \$2,587    | \$2,722 | \$2,764 | \$2,900 | \$3,027 | \$3,197 | \$4,062 | \$4,894 |

Piping contrast +\$

9.7 yds/8.9 lm

**POUF**

P02F0



| A & C.O.M. | B       | C       | D       | E       | F       | P30*    | P80     |
|------------|---------|---------|---------|---------|---------|---------|---------|
| \$1,874    | \$1,920 | \$1,952 | \$2,038 | \$2,122 | \$2,232 | \$2,867 | \$3,453 |

Piping contrast +\$

4.9 yds/4.5 lm

\*\*FABRIC SELECTION: \_\_\_\_\_

Cushion cover: \_\_\_\_\_

Frame cover: \_\_\_\_\_

PIPING CONTRAST \_\_\_\_\_

**METAL FRAME**

Chrome G093

**USE & CARE:** Indoor use only. Avoid exposure to direct sun. Avoid direct contact with water. Clean with damp cloth. Do not use wax. Dust with flannel cloth. Avoid dragging and lift with care. Do not stand on.

\*\*HIGHER FABRIC CATEGORY APPLIES IF A COMBINATION IS CHOSEN.

\*ONLY AVAILABLE IN NOVABUK.